


Miscellaneous

- Toolbits
- Parting off Blades
- Taper Router
- Screw Extractors
- Ejecting Drifts for Taper Shanks
- Sleeves



1

Miscellaneous

Standard	Type	List-No.	Material	Dia. (mm)	Dia. (ins)	Size	Surface	Page	
DIN 4964	Toolbits, square	70000	HSS	4,0 - 20,0	3/16 - 1		P0	447	
		70001	HSCo-8	4,0 - 25,0	3/16 - 1		P0	447	
		70002	HSCo-11	6,0 - 25,0	1/4 - 1		P0	447	
	Toolbits, round	70020	HSS	4,0 - 12,0	3/16 - 1		P0	448	
		70021	HSCo-8	4,0 - 20,0	1/8 - 1		P0	448	
	Toolbits, flat	70040	HSS			1/2 - 1		P0	449
		70041	HSCo-8	6,0 - 32,0	1/2 - 1		P0	449	
	Parting off Blades	70051	HSCo-8	3,0 - 4,5	3/32 - 1/4		P0	450	
Factory Standard	Taper Routers	96000	HSS			1-4	P0	451	
	Screw Extractors	09010				1-12	P0	451	
DIN 317	Ejecting Drifts	91040				MT 0 - MT 6	P0	452	
DIN 2185	Sleeves	91020	Oil Toughened			MT 1 - MT 6	P0	452	
		91030	Hardened and Ground			MT 1 - MT 6	P0	452	

P0-Bright • P1-Steam tempered • P2-Bronze • P3-Moc • P4-Nitrided lands • P5-TiN • P6-TiCN • P7-HY • P8-TiAlN • P9-TiB

12

1

Toolbits, Round DIN 4964

Product Group	18	19
List-No.	70020	70021
Material	HSS	HSCo-8
Surface	P0	P0



D ins	L ins	Availability	Availability
1/8	3		•
3/16	2	•	•
3/16	3	•	•
3/16	4	•	•
1/4	3	•	•
1/4	4	•	•
1/4	6	•	•
5/16	3	•	•
5/16	4	•	•
5/16	6	•	•
3/8	3	•	•
3/8	4	•	•
3/8	6	•	•
7/16	6	•	•
1/2	3	•	•
1/2	4	•	•
1/2	6	•	•
5/8	4	•	•
5/8	6	•	•
1	6	•	•
1	8	•	•

Product Group	18	19
List-No.	70020	70021
Material	HSS	HSCo-8
Surface	P0	P0



D mm	L mm	Availability	Availability
4,0	40		•
4,0	63	•	•
5,0	80	•	•
6,0	63		•
6,0	80		•
6,0	100	•	•
8,0	40		•
8,0	63		•
8,0	80		•
8,0	100	•	•
8,0	125		•
8,0	160	•	•
10,0	80		•
10,0	100	•	•
10,0	125		•
10,0	160		•
12,0	100	•	•
12,0	125		•
12,0	160		•
12,0	200	•	•
14,0	160		•
14,0	200		•
16,0	200		•
18,0	200		•
20,0	160		•
20,0	200		•

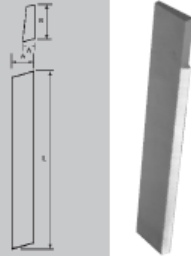
P0-Bright • P1-Steam tempered • P2-Bronze • P3-Moc • P4-Nitrided lands • P5-TiN • P6-TiCN • P7-HY • P8-TiAlN • P9-TiB

12

1

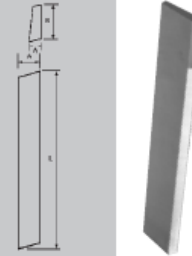
Parting off Blades, DIN 4964

Product Group	19
List-No.	70051
Material	HSCo-8
Surface	P0



A ins	B ins	L ins	Availability
3/32	1/2	4 1/2	•
3/32	5/8	5	•
1/8	3/4	6	•
1/8	7/8	7	•
3/16	1	8	•
3/16	1 1/8	9	•
1/4	1 1/8	9	•

Product Group	19
List-No.	70051
Material	HSCo-8
Surface	P0



A mm	B mm	L mm	Availability
3,0	12,0	90	•
3,0	16,0	110	•
3,5	20,0	125	•
4,5	25,0	150	•

5

6

7

8

9

10

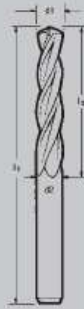
11

12

P0-Bright • P1-Steam tempered • P2-Bronze • P3-Moc • P4-Nitrided lands • P5-TiN • P6-TiCN • P7-HY • P8-TiAlN • P9-TiB

Taper Router, Factory Standard

Product Group	02
List-No.	96000
Material	
Surface	P0



Router No.	d1 mm	d2 mm	l2 mm	l1 mm	Availability
1,0	2,06	2,49	20,50	51,00	•
2,0	2,79	3,25	22,00	57,00	•
3,0	4,20	4,76	27,00	63,30	•
4,0	5,69	6,35	32,00	70,00	•

Screw Extractors, Factory Standard

Product Group	27	27
List-No.	09010	09600
Material		
Surface	P0	P0



Size	Drill diameters		Availability
1	5/64	2,00	•
2	7/64	2,80	•
3	5/32	4,00	•
4	1/4	6,40	•
5	17/64	6,80	•
6	13/32	10,30	•
7	17/32	13,50	•
8	13/16	20,75	•
9	1 1/16	27,00	•
10	1 5/16	33,50	•
11	1 9/16	40,00	•
12	1 15/16	49,00	•

Screw Extractors Sets		€ per Set
Set No.	Contents	
1	No 1-5	•
2	No 1-6	•
3	No 6-9	•
4	No 1-6	•

P0-Bright • P1-Steam tempered • P2-Bronze • P3-Moc • P4-Nitrided lands • P5-TiN • P6-TiCN • P7-HY • P8-TiAlN • P9-TiB

1

Ejecting Drifts for Taper Shanks with Flat Tang, DIN 317

Product Group	04
List-No.	91040
Material	
Surface	P0



For ejecting from MTS No.	Availability
---------------------------	--------------

0	•
1 and 2	•
3 and 4	•
4 and 5	•
6	•

2

3

4

5

6

7

8

9

10

11

12

Reduzier, BS1660

Product Group	04	04
Type	Oil Toughened	Hardened & Ground
List-No.	91020	91030
Material		
Surface	P0	P0



Morse taper Outside	Morse taper Inside	Availability	Availability
---------------------	--------------------	--------------	--------------

1	0		•
2	0	•	•
2	1	•	•
3	1	•	•
3	2	•	•
4	1	•	•
4	2	•	•
4	3	•	•
5	1	•	•
5	2	•	•
5	3	•	•
5	4	•	•
6	3	•	•
6	4	•	•
6	5	•	•

P0-Bright • P1-Steam tempered • P2-Bronze • P3-Moc • P4-Nitrided lands • P5-TiN • P6-TiCN • P7-HY • P8-TiAlN • P9-TiB